

Spanish Language Bicycle Safety Lectures – Eastern LI


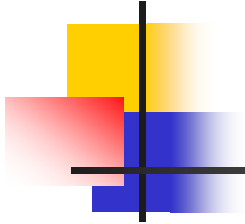


Integrating Safety Into Transportation Planning Conference

Poughkeepsie NY

June 10, 2005

Presented by
Kevin Wolford
NYMTC



- Sustainable East End Development Strategies
 - Federally funded planning study
 - Land use and Transportation for the future
 - Study with significant public outreach
 - Public Workshops – grass roots/ground up
 - SWOT (strength/weakness/opportunity/threats) exercise



PUBLIC INPUT RECEIVED

- It was imperative that we speak with the ever-growing Spanish speaking population

AND

- Spanish speaking bicyclists were a danger on the roads – poor visibility after dark, no knowledge of rules of the road, etc.



Conducted Public Outreach in Spanish

- Sessions at five Catholic churches
- Attended by over 300
- Heard about concerns for their safety while making the daily bicycle commute
- Responded that they would be interested in attending safety program

Bicycle Safety Lectures



- Six locations with over 200 in attendance
- Safety program w/brochures and Power Point presentation
- Safety kit distributed – helmet, vest and strobe tail light



SEGURIDAD AL USAR LA BICICLETA

RECOMENDACIONES ANTES DE
UTILIZAR SU BICICLETA

LEYES DE TRANSITO

- CUALES LEYES DE TRANSITO (TRAFICO) APLICAN A LOS CICLISTAS?
 1. Los ciclistas deben obedecer las mismas leyes de tráfico que los conductores de vehiculo automotor.
 2. Ciclistas deben obedecer las regulaciones de tráfico, semáforos, marcas en el pavimento y la señalizacion.
 3. Viaje en la misma direccion del trafico.
 4. Utilize los carriles o ciclo-vias designadas para ciclistas
 5. En ausencia de carril para bicicletas o carril auxiliar viaje al lado deracho de la via.

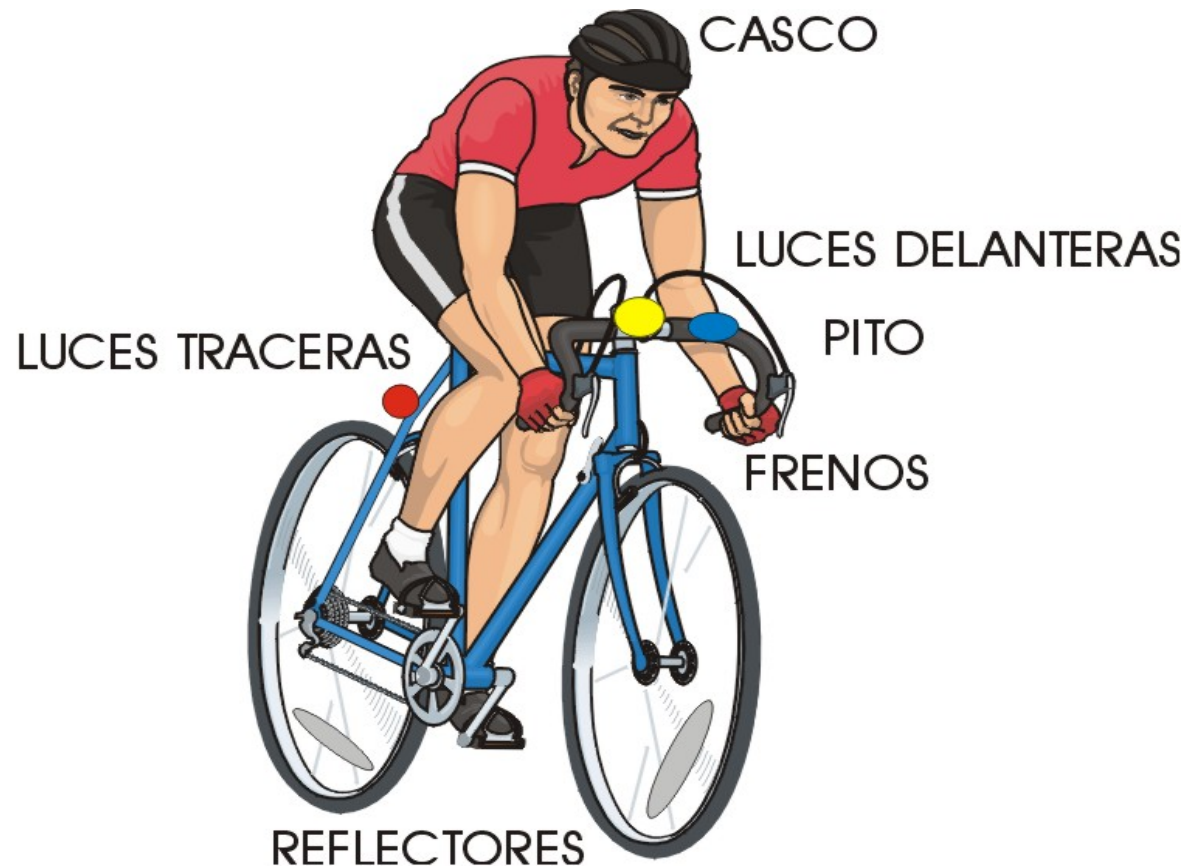


SEÑALES QUE DEBE HACER EL CICLISTA

1. Use la mano derecha para voltear en esa dirección, o levante y doble la mano derecha desde el codo.
2. El ciclista debe ubicarse al centro del carril para indicar que va a cruzar o voltear en la intersección.
3. Puede desmontarse y cruzar la intersección si así lo desea.




EQUIPO DE SEGURIDAD PARA USAR CON LA BICICLETA





FOLLOW UP

- Many requests for similar programs
- Funding and Sponsorship are issues
- Efforts are underway in Nassau County



ANY QUESTIONS?